



Open Banking Channel Performance

01 October to 31 December 2021

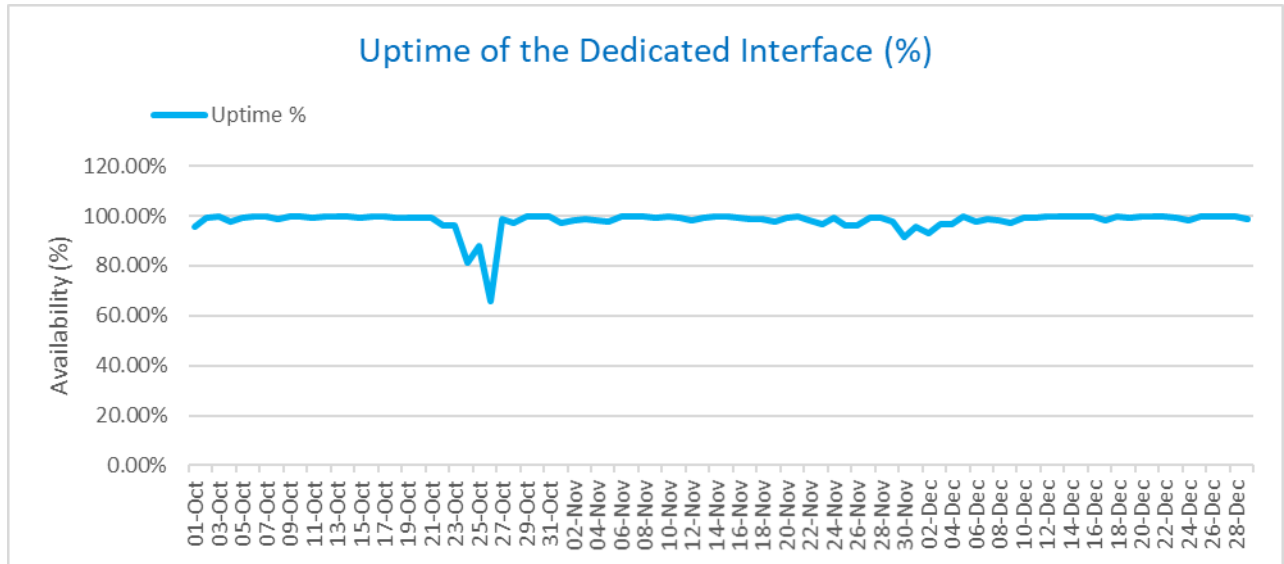
This report helps customers and Third-Party Providers (TPPs) understand the performance of our Open Banking Channel (Dedicated Interface).

We'll continue to publish new data on a quarterly basis. The next set of data covering January to March 2022 will be published in April 2022.

Channel Availability

The availability of the Open Banking channel shows the uptime proportion of the server between 01 October to 31 December 2021.

This service channel is considered unavailable when any request takes 30 seconds or more to be answered or when the interface returns a timeout error. In addition, all planned downtimes for maintenance have been included.



October 2021	
Date	01-Oct
Average Time	95.67%
Date	02-Oct
Average Time	99.45%
Date	03-Oct
Average Time	99.59%
Date	04-Oct
Average Time	97.58%
Date	05-Oct
Average Time	99.01%
Date	06-Oct
Average Time	99.61%
Date	07-Oct
Average Time	99.56%
Date	08-Oct
Average Time	98.70%
Date	09-Oct
Average Time	99.91%
Date	10-Oct
Average Time	99.78%
Date	11-Oct
Average Time	99.40%
Date	12-Oct
Average Time	99.58%
Date	13-Oct
Average Time	99.81%
Date	14-Oct
Average Time	99.62%
Date	15-Oct
Average Time	99.20%
Date	16-Oct
Average Time	99.92%
Date	17-Oct
Average Time	99.89%
Date	18-Oct
Average Time	99.35%
Date	19-Oct
Average Time	99.36%
Date	20-Oct
Average Time	99.50%
Date	21-Oct
Average Time	99.36%
Date	22-Oct
Average Time	95.98%
Date	23-Oct
Average Time	96.02%
Date	24-Oct
Average Time	81.20%
Date	25-Oct
Average Time	87.90%
Date	26-Oct
Average Time	65.66%
Date	27-Oct
Average Time	98.77%
Date	28-Oct
Average Time	97.43%
Date	29-Oct
Average Time	99.55%
Date	30-Oct
Average Time	99.53%
Date	31-Oct
Average Time	99.77%

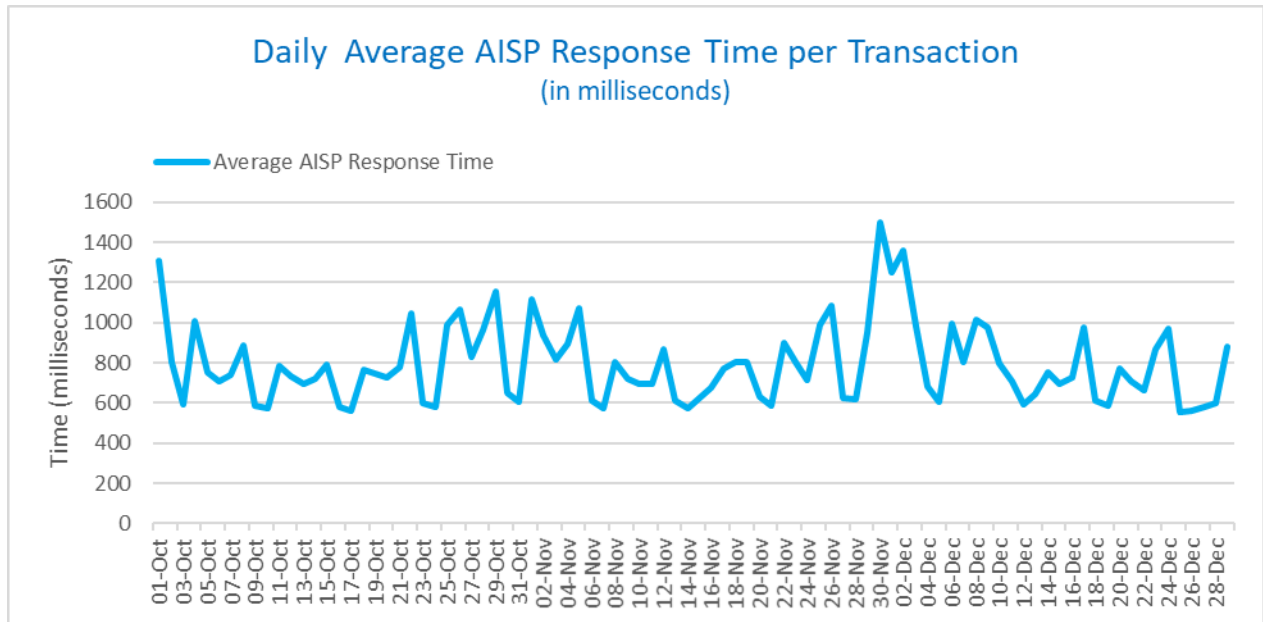
November 2021	
Date	01-Nov
Average Time	97.09%
Date	02-Nov
Average Time	98.11%
Date	03-Nov
Average Time	98.98%
Date	04-Nov
Average Time	98.28%
Date	05-Nov
Average Time	97.71%
Date	06-Nov
Average Time	99.83%
Date	07-Nov
Average Time	99.77%
Date	08-Nov
Average Time	99.58%
Date	09-Nov
Average Time	99.12%
Date	10-Nov
Average Time	99.75%
Date	11-Nov
Average Time	99.47%
Date	12-Nov
Average Time	98.25%
Date	13-Nov
Average Time	99.10%
Date	14-Nov
Average Time	99.72%
Date	15-Nov
Average Time	99.89%
Date	16-Nov
Average Time	99.27%
Date	17-Nov
Average Time	98.75%
Date	18-Nov
Average Time	98.64%
Date	19-Nov
Average Time	97.96%
Date	20-Nov
Average Time	99.49%
Date	21-Nov
Average Time	99.62%
Date	22-Nov
Average Time	98.12%
Date	23-Nov
Average Time	96.87%
Date	24-Nov
Average Time	99.15%
Date	25-Nov
Average Time	96.23%
Date	26-Nov
Average Time	96.31%
Date	27-Nov
Average Time	99.47%
Date	28-Nov
Average Time	99.41%
Date	29-Nov
Average Time	97.70%
Date	30-Nov
Average Time	91.77%

December 2021	
Date	01-Dec
Average Time	95.72%
Date	02-Dec
Average Time	93.21%
Date	03-Dec
Average Time	96.80%
Date	04-Dec
Average Time	96.77%
Date	05-Dec
Average Time	99.79%
Date	06-Dec
Average Time	97.52%
Date	07-Dec
Average Time	98.96%
Date	08-Dec
Average Time	98.15%
Date	09-Dec
Average Time	97.24%
Date	10-Dec
Average Time	99.36%
Date	11-Dec
Average Time	99.13%
Date	12-Dec
Average Time	99.66%
Date	13-Dec
Average Time	99.75%
Date	14-Dec
Average Time	99.52%
Date	15-Dec
Average Time	99.78%
Date	16-Dec
Average Time	99.71%
Date	17-Dec
Average Time	98.08%
Date	18-Dec
Average Time	99.87%
Date	19-Dec
Average Time	99.14%
Date	20-Dec
Average Time	99.67%
Date	21-Dec
Average Time	99.73%
Date	22-Dec
Average Time	99.59%
Date	23-Dec
Average Time	99.09%
Date	24-Dec
Average Time	98.38%
Date	25-Dec
Average Time	99.87%
Date	26-Dec
Average Time	99.88%
Date	27-Dec
Average Time	99.86%
Date	28-Dec
Average Time	99.80%
Date	29-Dec
Average Time	98.76%
Date	30-Dec
Average Time	99.52%
Date	31-Dec
Average Time	99.21%

Account Information Performance (AISP)

This section shows the performance of the Account Information Service Provider channel between 01 October to 31 December 2021.

The daily average response time for transactions in this channel is calculated in milliseconds, with an average of 793 milliseconds per call over this period.



October 2021	
Date	01-Oct
Average Time (ms)	1308
Date	02-Oct
Average Time (ms)	804
Date	03-Oct
Average Time (ms)	592
Date	04-Oct
Average Time (ms)	1007
Date	05-Oct
Average Time (ms)	753
Date	06-Oct
Average Time (ms)	708
Date	07-Oct
Average Time (ms)	737
Date	08-Oct
Average Time (ms)	890
Date	09-Oct
Average Time (ms)	590
Date	10-Oct
Average Time (ms)	573
Date	11-Oct
Average Time (ms)	787
Date	12-Oct
Average Time (ms)	735
Date	13-Oct
Average Time (ms)	698
Date	14-Oct
Average Time (ms)	719
Date	15-Oct
Average Time (ms)	790
Date	16-Oct
Average Time (ms)	580
Date	17-Oct
Average Time (ms)	562
Date	18-Oct
Average Time (ms)	765
Date	19-Oct
Average Time (ms)	748
Date	20-Oct
Average Time (ms)	729
Date	21-Oct
Average Time (ms)	780
Date	22-Oct
Average Time (ms)	1047
Date	23-Oct
Average Time (ms)	601
Date	24-Oct
Average Time (ms)	577
Date	25-Oct
Average Time (ms)	990
Date	26-Oct
Average Time (ms)	1065
Date	27-Oct
Average Time (ms)	829
Date	28-Oct
Average Time (ms)	966
Date	29-Oct
Average Time (ms)	1153
Date	30-Oct
Average Time (ms)	651
Date	31-Oct
Average Time (ms)	609

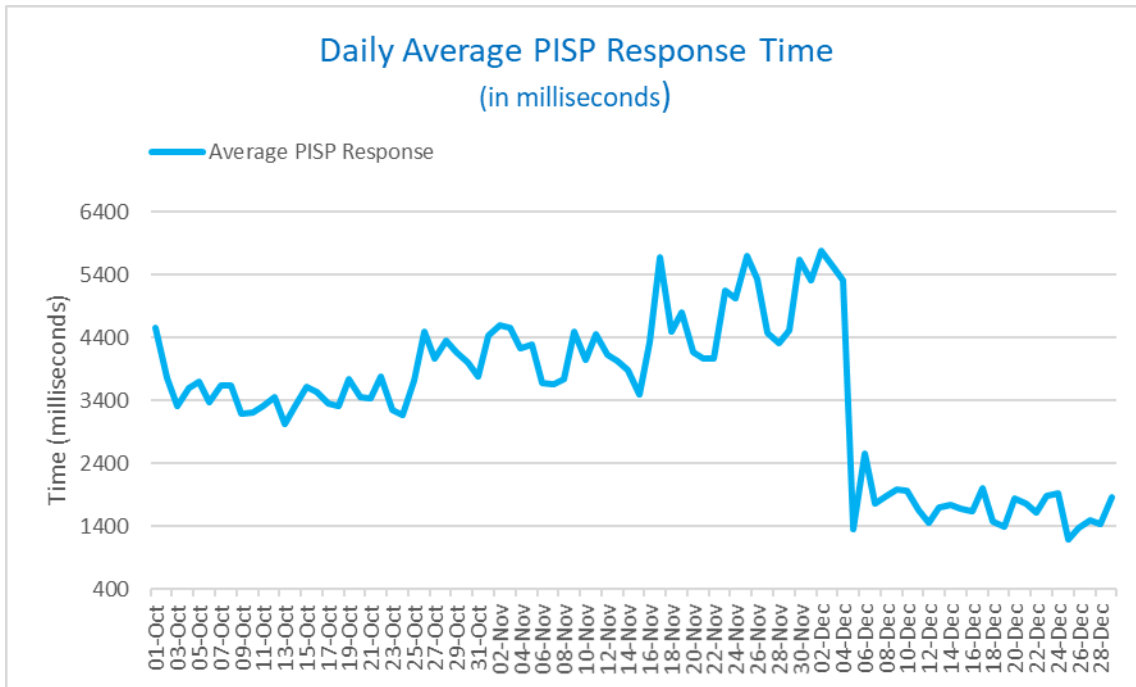
November 2021	
Date	01-Nov
Average Time (ms)	1116
Date	02-Nov
Average Time (ms)	941
Date	03-Nov
Average Time (ms)	818
Date	04-Nov
Average Time (ms)	891
Date	05-Nov
Average Time (ms)	1074
Date	06-Nov
Average Time (ms)	614
Date	07-Nov
Average Time (ms)	576
Date	08-Nov
Average Time (ms)	804
Date	09-Nov
Average Time (ms)	719
Date	10-Nov
Average Time (ms)	699
Date	11-Nov
Average Time (ms)	697
Date	12-Nov
Average Time (ms)	865
Date	13-Nov
Average Time (ms)	612
Date	14-Nov
Average Time (ms)	575
Date	15-Nov
Average Time (ms)	626
Date	16-Nov
Average Time (ms)	677
Date	17-Nov
Average Time (ms)	772
Date	18-Nov
Average Time (ms)	806
Date	19-Nov
Average Time (ms)	802
Date	20-Nov
Average Time (ms)	628
Date	21-Nov
Average Time (ms)	586
Date	22-Nov
Average Time (ms)	897
Date	23-Nov
Average Time (ms)	806
Date	24-Nov
Average Time (ms)	715
Date	25-Nov
Average Time (ms)	990
Date	26-Nov
Average Time (ms)	1082
Date	27-Nov
Average Time (ms)	627
Date	28-Nov
Average Time (ms)	617
Date	29-Nov
Average Time (ms)	952
Date	30-Nov
Average Time (ms)	1498

December 2021	
Date	01-Dec
Average Time (ms)	1248
Date	02-Dec
Average Time (ms)	1357
Date	03-Dec
Average Time (ms)	982
Date	04-Dec
Average Time (ms)	681
Date	05-Dec
Average Time (ms)	608
Date	06-Dec
Average Time (ms)	996
Date	07-Dec
Average Time (ms)	805
Date	08-Dec
Average Time (ms)	1017
Date	09-Dec
Average Time (ms)	976
Date	10-Dec
Average Time (ms)	795
Date	11-Dec
Average Time (ms)	706
Date	12-Dec
Average Time (ms)	590
Date	13-Dec
Average Time (ms)	646
Date	14-Dec
Average Time (ms)	751
Date	15-Dec
Average Time (ms)	695
Date	16-Dec
Average Time (ms)	728
Date	17-Dec
Average Time (ms)	977
Date	18-Dec
Average Time (ms)	612
Date	19-Dec
Average Time (ms)	586
Date	20-Dec
Average Time (ms)	774
Date	21-Dec
Average Time (ms)	707
Date	22-Dec
Average Time (ms)	665
Date	23-Dec
Average Time (ms)	865
Date	24-Dec
Average Time (ms)	969
Date	25-Dec
Average Time (ms)	554
Date	26-Dec
Average Time (ms)	564
Date	27-Dec
Average Time (ms)	583
Date	28-Dec
Average Time (ms)	599
Date	29-Dec
Average Time (ms)	880
Date	30-Dec
Average Time (ms)	789
Date	31-Dec
Average Time (ms)	863

Payment Initiation Performance (PISP)

This section shows the performance of the Payment Initiation Service Performance channel between 01 October to 31 December 2021.

The daily average response time for transactions in this channel is calculated in milliseconds, with an average of 3451 milliseconds per call over this period.



October 2021	
Date	01-Oct
Average Time (ms)	4562
Date	02-Oct
Average Time (ms)	3769
Date	03-Oct
Average Time (ms)	3307
Date	04-Oct
Average Time (ms)	3599
Date	05-Oct
Average Time (ms)	3709
Date	06-Oct
Average Time (ms)	3371
Date	07-Oct
Average Time (ms)	3650
Date	08-Oct
Average Time (ms)	3648
Date	09-Oct
Average Time (ms)	3194
Date	10-Oct
Average Time (ms)	3218
Date	11-Oct
Average Time (ms)	3314
Date	12-Oct
Average Time (ms)	3465
Date	13-Oct
Average Time (ms)	3033
Date	14-Oct
Average Time (ms)	3324
Date	15-Oct
Average Time (ms)	3615
Date	16-Oct
Average Time (ms)	3536
Date	17-Oct
Average Time (ms)	3358
Date	18-Oct
Average Time (ms)	3324
Date	19-Oct
Average Time (ms)	3752
Date	20-Oct
Average Time (ms)	3451
Date	21-Oct
Average Time (ms)	3434
Date	22-Oct
Average Time (ms)	3784
Date	23-Oct
Average Time (ms)	3259
Date	24-Oct
Average Time (ms)	3171
Date	25-Oct
Average Time (ms)	3717
Date	26-Oct
Average Time (ms)	4488
Date	27-Oct
Average Time (ms)	4062
Date	28-Oct
Average Time (ms)	4344
Date	29-Oct
Average Time (ms)	4170
Date	30-Oct
Average Time (ms)	4016
Date	31-Oct
Average Time (ms)	3787

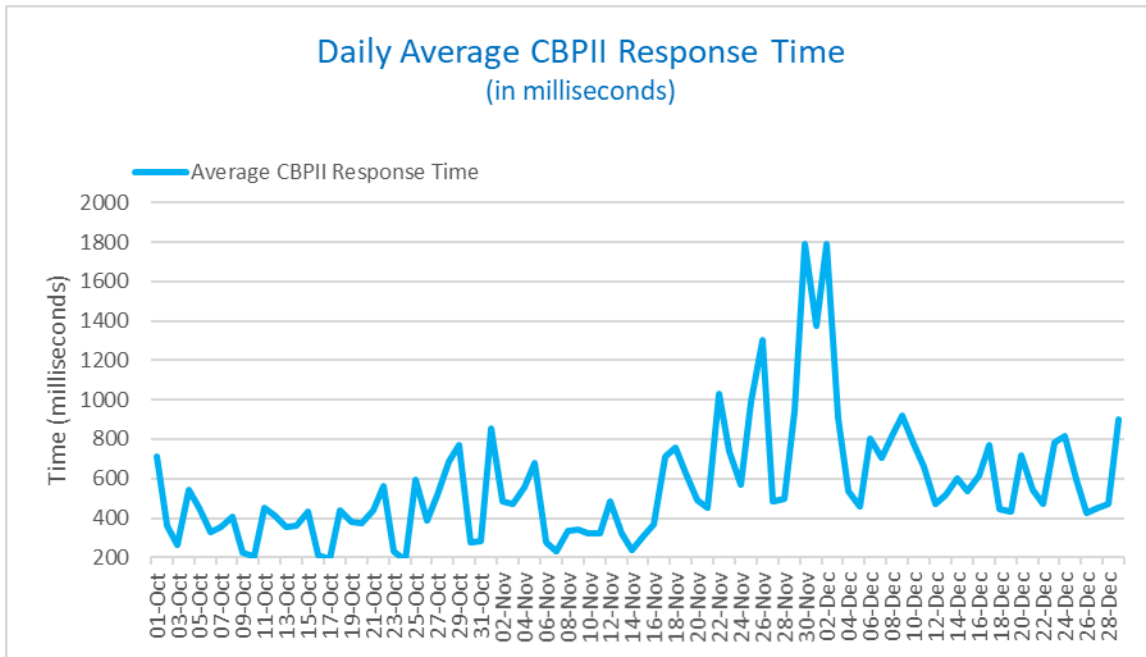
November 2021	
Date	01-Nov
Average Time (ms)	4440
Date	02-Nov
Average Time (ms)	4605
Date	03-Nov
Average Time (ms)	4560
Date	04-Nov
Average Time (ms)	4231
Date	05-Nov
Average Time (ms)	4292
Date	06-Nov
Average Time (ms)	3690
Date	07-Nov
Average Time (ms)	3652
Date	08-Nov
Average Time (ms)	3737
Date	09-Nov
Average Time (ms)	4490
Date	10-Nov
Average Time (ms)	4053
Date	11-Nov
Average Time (ms)	4449
Date	12-Nov
Average Time (ms)	4126
Date	13-Nov
Average Time (ms)	4020
Date	14-Nov
Average Time (ms)	3889
Date	15-Nov
Average Time (ms)	3493
Date	16-Nov
Average Time (ms)	4331
Date	17-Nov
Average Time (ms)	5689
Date	18-Nov
Average Time (ms)	4495
Date	19-Nov
Average Time (ms)	4799
Date	20-Nov
Average Time (ms)	4177
Date	21-Nov
Average Time (ms)	4063
Date	22-Nov
Average Time (ms)	4069
Date	23-Nov
Average Time (ms)	5146
Date	24-Nov
Average Time (ms)	5024
Date	25-Nov
Average Time (ms)	5699
Date	26-Nov
Average Time (ms)	5331
Date	27-Nov
Average Time (ms)	4467
Date	28-Nov
Average Time (ms)	4313
Date	29-Nov
Average Time (ms)	4524
Date	30-Nov
Average Time (ms)	5638

December 2021	
Date	01-Dec
Average Time (ms)	5313
Date	02-Dec
Average Time (ms)	5779
Date	03-Dec
Average Time (ms)	5544
Date	04-Dec
Average Time (ms)	5312
Date	05-Dec
Average Time (ms)	1350
Date	06-Dec
Average Time (ms)	2560
Date	07-Dec
Average Time (ms)	1772
Date	08-Dec
Average Time (ms)	1880
Date	09-Dec
Average Time (ms)	1978
Date	10-Dec
Average Time (ms)	1975
Date	11-Dec
Average Time (ms)	1663
Date	12-Dec
Average Time (ms)	1462
Date	13-Dec
Average Time (ms)	1711
Date	14-Dec
Average Time (ms)	1752
Date	15-Dec
Average Time (ms)	1687
Date	16-Dec
Average Time (ms)	1644
Date	17-Dec
Average Time (ms)	2014
Date	18-Dec
Average Time (ms)	1483
Date	19-Dec
Average Time (ms)	1403
Date	20-Dec
Average Time (ms)	1844
Date	21-Dec
Average Time (ms)	1766
Date	22-Dec
Average Time (ms)	1615
Date	23-Dec
Average Time (ms)	1881
Date	24-Dec
Average Time (ms)	1932
Date	25-Dec
Average Time (ms)	1198
Date	26-Dec
Average Time (ms)	1368
Date	27-Dec
Average Time (ms)	1496
Date	28-Dec
Average Time (ms)	1428
Date	29-Dec
Average Time (ms)	1861
Date	30-Dec
Average Time (ms)	1698
Date	31-Dec
Average Time (ms)	1943

Card Based Payment Instrument Issuer Performance (CBPII)

This section shows the performance of the Card Based Payment Instrument Issuer channel between 01 October to 31 December 2021.

The daily average response time for transactions in this channel is calculated in milliseconds, with an average of 563 milliseconds per call over this period.



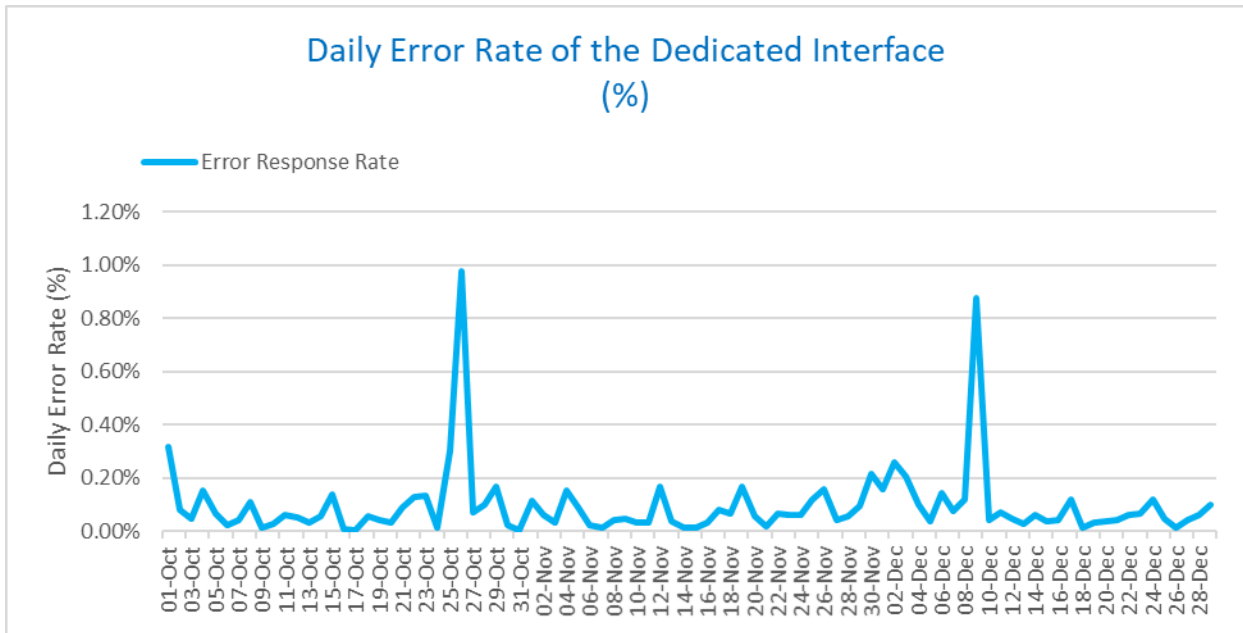
October 2021	
Date	01-Oct
Average Time (ms)	710
Date	02-Oct
Average Time (ms)	361
Date	03-Oct
Average Time (ms)	266
Date	04-Oct
Average Time (ms)	541
Date	05-Oct
Average Time (ms)	450
Date	06-Oct
Average Time (ms)	328
Date	07-Oct
Average Time (ms)	352
Date	08-Oct
Average Time (ms)	404
Date	09-Oct
Average Time (ms)	224
Date	10-Oct
Average Time (ms)	207
Date	11-Oct
Average Time (ms)	452
Date	12-Oct
Average Time (ms)	410
Date	13-Oct
Average Time (ms)	351
Date	14-Oct
Average Time (ms)	359
Date	15-Oct
Average Time (ms)	435
Date	16-Oct
Average Time (ms)	213
Date	17-Oct
Average Time (ms)	190
Date	18-Oct
Average Time (ms)	436
Date	19-Oct
Average Time (ms)	383
Date	20-Oct
Average Time (ms)	374
Date	21-Oct
Average Time (ms)	440
Date	22-Oct
Average Time (ms)	564
Date	23-Oct
Average Time (ms)	231
Date	24-Oct
Average Time (ms)	185
Date	25-Oct
Average Time (ms)	598
Date	26-Oct
Average Time (ms)	386
Date	27-Oct
Average Time (ms)	519
Date	28-Oct
Average Time (ms)	685
Date	29-Oct
Average Time (ms)	773
Date	30-Oct
Average Time (ms)	278
Date	31-Oct
Average Time (ms)	283

November 2021	
Date	01-Nov
Average Time (ms)	856
Date	02-Nov
Average Time (ms)	485
Date	03-Nov
Average Time (ms)	468
Date	04-Nov
Average Time (ms)	558
Date	05-Nov
Average Time (ms)	677
Date	06-Nov
Average Time (ms)	277
Date	07-Nov
Average Time (ms)	230
Date	08-Nov
Average Time (ms)	338
Date	09-Nov
Average Time (ms)	340
Date	10-Nov
Average Time (ms)	325
Date	11-Nov
Average Time (ms)	322
Date	12-Nov
Average Time (ms)	482
Date	13-Nov
Average Time (ms)	325
Date	14-Nov
Average Time (ms)	235
Date	15-Nov
Average Time (ms)	310
Date	16-Nov
Average Time (ms)	370
Date	17-Nov
Average Time (ms)	710
Date	18-Nov
Average Time (ms)	759
Date	19-Nov
Average Time (ms)	624
Date	20-Nov
Average Time (ms)	493
Date	21-Nov
Average Time (ms)	451
Date	22-Nov
Average Time (ms)	1028
Date	23-Nov
Average Time (ms)	735
Date	24-Nov
Average Time (ms)	568
Date	25-Nov
Average Time (ms)	990
Date	26-Nov
Average Time (ms)	1304
Date	27-Nov
Average Time (ms)	484
Date	28-Nov
Average Time (ms)	497
Date	29-Nov
Average Time (ms)	949
Date	30-Nov
Average Time (ms)	1792

December 2021	
Date	01-Dec
Average Time (ms)	1377
Date	02-Dec
Average Time (ms)	1788
Date	03-Dec
Average Time (ms)	909
Date	04-Dec
Average Time (ms)	537
Date	05-Dec
Average Time (ms)	461
Date	06-Dec
Average Time (ms)	804
Date	07-Dec
Average Time (ms)	706
Date	08-Dec
Average Time (ms)	818
Date	09-Dec
Average Time (ms)	919
Date	10-Dec
Average Time (ms)	779
Date	11-Dec
Average Time (ms)	658
Date	12-Dec
Average Time (ms)	473
Date	13-Dec
Average Time (ms)	515
Date	14-Dec
Average Time (ms)	600
Date	15-Dec
Average Time (ms)	536
Date	16-Dec
Average Time (ms)	614
Date	17-Dec
Average Time (ms)	770
Date	18-Dec
Average Time (ms)	444
Date	19-Dec
Average Time (ms)	433
Date	20-Dec
Average Time (ms)	721
Date	21-Dec
Average Time (ms)	544
Date	22-Dec
Average Time (ms)	472
Date	23-Dec
Average Time (ms)	786
Date	24-Dec
Average Time (ms)	817
Date	25-Dec
Average Time (ms)	592
Date	26-Dec
Average Time (ms)	425
Date	27-Dec
Average Time (ms)	450
Date	28-Dec
Average Time (ms)	471
Date	29-Dec
Average Time (ms)	899
Date	30-Dec
Average Time (ms)	722
Date	31-Dec
Average Time (ms)	814

Open Banking Dedicated Interface Performance

The daily error rate of the open banking dedicated interface is calculated as the proportion unsuccessful calls from any third party out of the total number of requests received each day.



October 2021	
Date	01-Oct
Daily error Rate (%)	0.32%
Date	02-Oct
Daily error Rate (%)	0.08%
Date	03-Oct
Daily error Rate (%)	0.05%
Date	04-Oct
Daily error Rate (%)	0.15%
Date	05-Oct
Daily error Rate (%)	0.07%
Date	06-Oct
Daily error Rate (%)	0.02%
Date	07-Oct
Daily error Rate (%)	0.04%
Date	08-Oct
Daily error Rate (%)	0.11%
Date	09-Oct
Daily error Rate (%)	0.01%
Date	10-Oct
Daily error Rate (%)	0.03%
Date	11-Oct
Daily error Rate (%)	0.06%
Date	12-Oct
Daily error Rate (%)	0.05%
Date	13-Oct
Daily error Rate (%)	0.03%
Date	14-Oct
Daily error Rate (%)	0.06%
Date	15-Oct
Daily error Rate (%)	0.14%
Date	16-Oct
Daily error Rate (%)	0.01%
Date	17-Oct
Daily error Rate (%)	0.01%
Date	18-Oct
Daily error Rate (%)	0.06%
Date	19-Oct
Daily error Rate (%)	0.04%
Date	20-Oct
Daily error Rate (%)	0.04%
Date	21-Oct
Daily error Rate (%)	0.09%
Date	22-Oct
Daily error Rate (%)	0.13%
Date	23-Oct
Daily error Rate (%)	0.13%
Date	24-Oct
Daily error Rate (%)	0.01%
Date	25-Oct
Daily error Rate (%)	0.30%
Date	26-Oct
Daily error Rate (%)	0.98%
Date	27-Oct
Daily error Rate (%)	0.07%
Date	28-Oct
Daily error Rate (%)	0.10%
Date	29-Oct
Daily error Rate (%)	0.17%
Date	30-Oct
Daily error Rate (%)	0.02%
Date	31-Oct
Daily error Rate (%)	0.01%

November 2021	
Date	01-Nov
Daily error Rate (%)	0.11%
Date	02-Nov
Daily error Rate (%)	0.06%
Date	03-Nov
Daily error Rate (%)	0.03%
Date	04-Nov
Daily error Rate (%)	0.15%
Date	05-Nov
Daily error Rate (%)	0.09%
Date	06-Nov
Daily error Rate (%)	0.02%
Date	07-Nov
Daily error Rate (%)	0.02%
Date	08-Nov
Daily error Rate (%)	0.04%
Date	09-Nov
Daily error Rate (%)	0.05%
Date	10-Nov
Daily error Rate (%)	0.03%
Date	11-Nov
Daily error Rate (%)	0.03%
Date	12-Nov
Daily error Rate (%)	0.17%
Date	13-Nov
Daily error Rate (%)	0.04%
Date	14-Nov
Daily error Rate (%)	0.01%
Date	15-Nov
Daily error Rate (%)	0.01%
Date	16-Nov
Daily error Rate (%)	0.03%
Date	17-Nov
Daily error Rate (%)	0.08%
Date	18-Nov
Daily error Rate (%)	0.07%
Date	19-Nov
Daily error Rate (%)	0.17%
Date	20-Nov
Daily error Rate (%)	0.06%
Date	21-Nov
Daily error Rate (%)	0.02%
Date	22-Nov
Daily error Rate (%)	0.07%
Date	23-Nov
Daily error Rate (%)	0.06%
Date	24-Nov
Daily error Rate (%)	0.06%
Date	25-Nov
Daily error Rate (%)	0.12%
Date	26-Nov
Daily error Rate (%)	0.16%
Date	27-Nov
Daily error Rate (%)	0.04%
Date	28-Nov
Daily error Rate (%)	0.06%
Date	29-Nov
Daily error Rate (%)	0.10%
Date	30-Nov
Daily error Rate (%)	0.22%

December 2021	
Date	01-Dec
Daily error Rate (%)	0.16%
Date	02-Dec
Daily error Rate (%)	0.26%
Date	03-Dec
Daily error Rate (%)	0.21%
Date	04-Dec
Daily error Rate (%)	0.10%
Date	05-Dec
Daily error Rate (%)	0.04%
Date	06-Dec
Daily error Rate (%)	0.14%
Date	07-Dec
Daily error Rate (%)	0.08%
Date	08-Dec
Daily error Rate (%)	0.12%
Date	09-Dec
Daily error Rate (%)	0.87%
Date	10-Dec
Daily error Rate (%)	0.05%
Date	11-Dec
Daily error Rate (%)	0.07%
Date	12-Dec
Daily error Rate (%)	0.05%
Date	13-Dec
Daily error Rate (%)	0.03%
Date	14-Dec
Daily error Rate (%)	0.06%
Date	15-Dec
Daily error Rate (%)	0.04%
Date	16-Dec
Daily error Rate (%)	0.04%
Date	17-Dec
Daily error Rate (%)	0.12%
Date	18-Dec
Daily error Rate (%)	0.01%
Date	19-Dec
Daily error Rate (%)	0.03%
Date	20-Dec
Daily error Rate (%)	0.04%
Date	21-Dec
Daily error Rate (%)	0.04%
Date	22-Dec
Daily error Rate (%)	0.06%
Date	23-Dec
Daily error Rate (%)	0.07%
Date	24-Dec
Daily error Rate (%)	0.12%
Date	25-Dec
Daily error Rate (%)	0.05%
Date	26-Dec
Daily error Rate (%)	0.01%
Date	27-Dec
Daily error Rate (%)	0.04%
Date	28-Dec
Daily error Rate (%)	0.06%
Date	29-Dec
Daily error Rate (%)	0.10%
Date	30-Dec
Daily error Rate (%)	0.05%
Date	31-Dec
Daily error Rate (%)	0.11%

